



# Permeable Resin Bound Paving Solutions



**SureSet**   
Permeable Paving

*'Bound with excellence since 1997'*



## ABOUT SURESET

SureSet, specialising exclusively in resin bound surfacing materials, have been manufacturing, supplying and installing high quality permeable paving for both Commercial and Residential projects since 1997. With the support of our own Installation Team and network of Nationwide and Global Partners your project can be installed anywhere in the world.

Our resin bound paving solutions offer natural and recycled materials, unlimited colours, and a design flexibility no other type of paving can match.

Keep up to date with the latest news from SureSet via our Blog and signing up to our Newsletter by visiting our website.



### SureSet UK Ltd

32 Deverill Road Trading Estate  
 Sutton Veny  
 Warminster  
 Wiltshire  
 BA12 7BZ  
 United Kingdom

**T: +44 (0)1985 841180**  
 E: [brochure@sureset.co.uk](mailto:brochure@sureset.co.uk)  
 F: +44 (0)1985 841260  
[www.sureset.co.uk](http://www.sureset.co.uk)



# CONTENTS



- Why SureSet? - 4
- Bound vs Blocks - 5
- Applications - 6
- Bases - 7
- Design - 8
- Specify - 9
- Installation - 10
- Services - 11
- Colour Range - 12
- Case Study - Residential - 14
- Application Insight - FlexiSet - 15
- Case Study - Residential - 16
- Application Insight - StepRise - 17
- Case Study - Commercial - 18
- Self Install Products - 19
- 21 Year Guarantee and Maintenance - 20
- Testimonials - 21
- Case Study - Global - 22



## WHY SURESET?

We take pride in the fact we offer great customer service along with great products. From start to finish we can offer technical advice, full supply and installation and a 21 year guarantee to complete the service. Our resin bound paving solutions offer natural and recycled materials, unlimited colours, and a design flexibility no other type of paving can match. Unlike many traditional paving systems SureSet is permeable; this means that any proposal including SureSet demonstrates a sustainable approach to water management. As a market leader in permeable resin bound paving, we have the reputation, experience and innovative approach to make any design outstanding throughout the world.

- Durable
- Permeable
- Quick and easy to install
- Unlimited colours
- Flexible design capability
- Low maintenance
- Smooth, hardwearing finish
- Colour stable
- 21 year guarantee

### Smooth Finish with No Loose Stone

Seamless finish ideal for disabled access, children, pushchairs and bicycles.

### Permeable

The voids in SureSet permeable paving allow water to pass straight through. This natural drainage eliminates puddles and contributes to flood prevention. The permeability of SureSet makes it fully SuDS (Sustainable urban Drainage Systems) compliant.

### Hardwearing

Long lasting surface for pedestrian and vehicular areas.

### UV Stable

Colour remains true in sunlight.

### Low Maintenance

Weed growth is minimal and the open voids eradicate any standing water. All you need to do is sweep and occasionally power wash your surface.

### Fast Installation

Approximately 250m<sup>2</sup> a day can be laid over many existing surfaces. We can arrange everything from start to finish, providing materials and installation.

### Design Flexibility

Single or multi-coloured curves, circles, patterns and numbers can be achieved just as easily as a straightforward installation.

### Unlimited Colour Range

For creative, innovative designs.

### Matching Reinstatement

Can be successfully patched and repaired with an identical formulation.

### Environmentally Friendly

The installation method is a low energy cold applied process. Thin layer depth (typically, 18mm)

minimises raw material consumption. Can remove the need for excavation and replacement of existing hard surfacing.

### 21 Year Guarantee

We can install our paving anywhere in the world and our installations are guaranteed for 21 years against:

- Loose stone
- Cracking
- Oil damage
- UV degradation
- Colour fade
- Frost damage
- Workmanship

### SuDS

SuDS is an approach to water management introduced by the Environment Agency.

The main principles of SuDS is to mimic natural drainage i.e. allow water to soak back into the ground. SureSet is one of 29 organisations including Defra and the Environment Agency supporting susdrain, an initiative that provides resources for anyone involved in delivering SuDS.



## BOUND vs BLOCKS

There are two distinct types of paving systems that are a popular surfacing choice but both have different methods and advantages. They are the resin bound system and the blocked paving system.

### RESIN BOUND (SureSet)

The popular paving choice known for its permeability, The stone is mixed with a clear resin on site so that each particle of stone is completely coated with the resin. Once the resin and aggregate are fully mixed together they are then applied to the base to give a permeable, smooth and durable finish.

When combined the finished depth of the bound system usually varies between 12mm and 24mm. The depth is dependent on the aggregate size in the mix and the application it is being used for. The **resin bound** system allows the mixing of different sizes and colours of aggregate to give a wide variety of appearances and textures.



### BLOCK PAVING (not supplied by SureSet)

A traditional method commonly used on driveways and patios. Block paving has a beautiful appearance and is laid directly onto sand with a well prepared sub base of crushed stone. It should be remembered that modular **block paving** is only pigmented blocks of concrete that will fade and lose their original aesthetics over a relatively brief period of time. Permeable concrete block paving are also available, the sand bedding layer is replaced by small size stones. Blocks come in various sizes and colours to offer a variety of styles suitable for many applications.

BOUND vs BLOCKS	BOUND	BLOCKS
Smooth Surface	✓	✗
Attractive	✓	✓
Permeable	✓	✓
Seamless	✓	✗
Longevity	✓	✓
Environmentally Friendly	✓	✗
Durable	✓	✓
Low Maintenance	✓	✗
Weed Growth	✓	✗



# APPLICATIONS

SureSet Permeable Paving is available in many varied materials and colours, which are suitable for all applications. We advise discussing each project and application with us individually but here is a guide to our recommended usages.

Size Applications	Natural Aggregates			Crushed Marble			Rounded Marble	Fusion			FlexiSet	Spectrum	Recycled	
	3mm	6mm	10mm	3mm	6mm	10mm	10mm	3mm	6mm	10mm	3mm	3mm	3mm	6mm
Pathway	✓	✓	✓	✓	✓	✓	✓	✓	✓	✓	✓	✓	✓	✓
Driveway	✓	✓	✓	✓	✓	✓	✓					✓		
Patio	✓	✓	✓	✓	✓	✓	✓	✓	✓	✓	✓	✓		
Tree Pit		✓	✓		✓	✓	✓		✓	✓	✓			
Pool Surround	✓	✓	✓	✓	✓	✓	✓	✓	✓	✓	✓	✓		
Access Road	✓	✓	✓	✓	✓	✓								
Car Park	✓	✓	✓	✓	✓	✓								
Internal Use	✓			✓				✓				✓		
Roof Deck	✓	✓	✓	✓	✓	✓	✓	✓	✓	✓	✓	✓		
Steps	✓	✓	✓	✓	✓	✓	✓	✓	✓	✓	✓	✓		
Bridges	✓	✓	✓	✓	✓	✓	✓				✓	✓		
Ramps	✓	✓	✓	✓	✓	✓	✓	✓	✓	✓	✓	✓		
Decorative	✓	✓	✓	✓	✓	✓	✓	✓	✓	✓	✓	✓	✓	✓



## BASES FOR SURESET

### Asphalt (also known as Tarmac)

Is the ideal base for SureSet paving. Suitable for all traffic types (depending on build up). SureSet can be laid directly onto an existing asphalt surface or a newly installed one as soon as it has cooled. The asphalt should be installed onto an appropriate granular subbase, of adequate depth to accept the expected weight of use.

### Concrete

Is an alternative base if asphalt is impractical. We advise that all concrete bases need to be primed and a crack reduction membrane (CRM) applied before SureSet is installed.

### Freshly-Laid Concrete

A minimum period of 7 days must be allowed before installation of SureSet onto new concrete. The surface should then be primed using a polymer based primer before SureSet is installed. Although SureSet is crack resistant, it will ultimately reflect any crack within the base. Movement joints must be included in the plans, and carried up through the SureSet paving where necessary. A sufficient depth and grade of concrete should be used to withstand the expected loadings in use.

### Existing Concrete

Needs to be structurally sound and thoroughly cleaned before primed using a polymer based primer before SureSet is installed.

### Crushed Rock

Is an ideal base for tree surrounds, and is suitable for areas of low pedestrian traffic with no vehicular access.

Requires to be built in two layers of 4/20 free draining crushed stone base, and well-compacted to a minimum depth of 100mm. SureSet needs to be laid to a minimum depth of 30mm to compensate for the weaker base.

### SureCell ®

Is a recycled plastic cellular grid structure suitable for pedestrian and light vehicular areas (sub-base dependent). The cellular structure when interlocked and filled with compacted crushed aggregate creates a permeable and load bearing base-course.

When filled the SureCell has a compressive strength of 400t/m<sup>2</sup>.

As with all groundworks, local, specialist advice must be taken on the subbase requirements for each scheme.

**If you have any questions about laying onto new and existing surfaces, contact SureSet on +44 1985 841 180**



## DESIGN

Our wide range of colours and textures allows SureSet to blend in with surrounding materials or provide a striking contrast, depending on the creative vision of the designer.

Resin bound paving has proved to be the perfect design solution for an extensive range of projects across the world.

From **schools**, medical centres, **bridges** and hospitals to **private homes** and pedestrian areas, SureSet has brought to life designs of all shapes, sizes and complexities.

We offer solutions for both **exterior** and **interior** applications – allowing designers to continue their design theme from the outside through to the inside of a building.

There is an optional clear coat finish to use internally which provides a smoother finish for easy maintenance.

Our product also provides designers the opportunity to create **intricate** and detailed **designs** using stencils or metal edging within the surface.

Whether it is a corporate **logo**, a welcome message to visitors or a school emblem, SureSet can be used to create a perfect, **colour-matched** representation of virtually any subject. Providing a unique design signature to any project.

Our highly skilled team of Installers efficiently complete the project with focus on accuracy and attention to detail.

The result is an extremely **durable** and highly **attractive** solution which will keep its colour and good looks for many years to come.

Add the ultimate '**WOW**' factor' to your paving!



**Contact us with your design. We will then work closely with you to ensure the right solution is achieved.**





# SPECIFYING SURESET

If you would like SureSet to provide you with a quotation we will need to know the

- Area size of the area in square meters (m<sup>2</sup>).
- Application type of use.
- Colour or aggregate you require.

## THE PROCESS TO SPECIFY

A SureSet resin bound surface consists of:

- Aggregate  
Natural gravels, crushed rock, marble or recycled materials.
- Crystal clear resin binder Which is UV stable and flexible.

SureSet resin bound paving is a cold laid process.

The resin bound aggregate is mixed together to ensure each particle is fully coated in resin, allowing it to bind together when laid.

## TO SPECIFY THE EXACT SURESET BLEND AND DEPTH OF MATERIAL

- Product code  
e.g. L1813/02
- Description  
Nominal size, colour and texture (crushed / rounded) e.g. 6mm Sterling.

- Depth of laying  
e.g. 18mm (dependent on application type).

Code and descriptions are labelled on the bottom of each sample disc.

Recommended depths of laying are on SureSet specifications.

## How To Measure Your Area

For a square or rectangle, measure the length and width of the area in metres and multiply them together to give you the total number of square metres  
For advice on measuring other shapes, please visit our website or call us on +44 (0)1985 841180.





## INSTALLATION

Your SureSet permeable resin bound paving installation will be carried out either by our in-house Installation Team or one of our fully trained Approved Installers or Global Partners.

Our Operations Team will handle all the arrangements for your installation; supporting you through the process and doing everything they can to make it as easy as possible for you.

SureSet installations are completed in various ways depending on the type of project. The traditional method has been to install the materials using a hand trowel however in recent years we have developed machinery that will allow for a more efficient and accurate installation such as our Power Float and revolutionary Eco Batching Machine, which not only saves time but also reduces the need to use thousands of plastic tubs!



### CURING TIME

- Needs a curing time of between six to eight hours for pedestrian traffic applications, and 12-16 hours for vehicular traffic (weatherdependent). We always recommend leaving it overnight.
- Can be laid in temperatures as low as 0°C.
- Can be laid over existing surfaces.

### DURING AND AFTER INSTALLATION

Our Installers will work tidily and with respect to you and neighbouring properties. All adjacent areas will be protected during the installation to minimise the risk of resin contamination. They will clear up behind themselves and take away any rubbish.

**With our large network of Approved Installers and Global Partners, we can install a SureSet surface worldwide.**

All Approved Installers/Partners have

- Invested in our training programme
- Skills and experience
- Fulfilled our stringent criteria
- A SureSet Certification

**If you have a project you wish to self install you should consider using the following DIY and Trade Packs, DIY Kits or ProResin please visit our Online shop to browse these products at [www.suresetshop.com](http://www.suresetshop.com) or contact [trade@sureset.co.uk](mailto:trade@sureset.co.uk)**



## SERVICES

### Installation (supply and Install)

Both nationwide and globally, we offer a full installation service. Your SureSet installation will be carried out either by our Installation Team, one of our Approved Installers or one of our Global Partners. All SureSet approved installations are backed by our 21 year Guarantee.

Request a no obligation quotation online.

### Self install (supply only)

We understand that experienced tradesmen, builders and DIY enthusiasts may not require our installation services and we have developed a variety of self-install options as well as the opportunity to buy resin only 'ProResin' - drawing on the benefits of our resin bound technology and made available to purchase through our Online shop.

### Cleaning

We have a full maintenance guide available to download from our website, we also offer a resin bound cleaning service. If you would like to find out more about this, please contact us.



### Approved Installer scheme

Supporting our highly skilled Installation Team is a network of SureSet Approved Installers, who complete projects nationwide along with our Global Partners who work internationally.

### CPD presentations

We offer resin bound CPD presentations covering the manufacturing, mixing and application processes and maintenance.

### Samples

SureSet offer a free sample delivery service, samples can be requested via the website or by contacting the Marketing Team.

### Resin Bound training course(s)

If you are a looking to widen your services, improve your resin bound skills, learn more about polyurethane resins and use them on projects please consider our training course(s) held regularly throughout the year. The training content is a combination of classroom learning and practical application demonstrations. As part of our membership commitment with FeRFA and best practice, we cover the use of our two part chemically curing resin catalyst system, ProResin, used for resin bound paving installations and available to purchase online to use on your own resin bound projects.

**If you have a project you wish to self install you should consider using the following DIY and Trade Packs, DIY Kits or ProResin please visit our Online shop to browse these products at [www.suresetshop.com](http://www.suresetshop.com) or contact [trade@sureset.co.uk](mailto:trade@sureset.co.uk)**



## CASE STUDY

Opened by David Bellamy in 1985, Stratford Butterfly Farm can be found in the picturesque market town of Stratford Upon Avon in Warwickshire; famously known as the birthplace of Shakespeare.

### Background

The Butterfly Farm is where you can witness for yourself the amazing lifecycle of a butterfly in the 'Emerging Cage'. It is also home to the world's most camouflaged caterpillars, stick insects, beetles, leafcutter ants, some of the largest tarantula spiders, a wildflower garden and two Iguana's called Stumpy and Princess.

You will also find a display of replica Mayan artefacts – representing the relationship between the Butterfly Farm and the Fallen Stones Butterfly Farm in the Maya Mountains of Belize, where many of their beautiful imported butterflies come from.

### Solution

We were contacted by the Butterfly Farm in May 2017 who had an idea to replace the pathway taking visitors through the Flight Area with a surface that included stencils of bird footprints, paw prints and leaves.

The Flight Area houses the largest tropical butterfly display in the UK with around 1,500 free flying butterflies; some are bred at the Butterfly Farm while the rest are imported.

To protect the butterflies, on the lead up to the installation, their numbers were reduced through a controlled breeding programme.

### Result

Once the order was placed, the intricate stencils were created at SureSet HQ prior to the installation on site.

Our highly skilled Installation Team, who were on site for four days in December, thoroughly enjoyed this creative and interesting installation.

To the amusement of the other installers, one of them (you know who you are!) was particularly scared of the two resident Iguanas, Stumpy and Princess, who liked to hide up in the trees while keeping a watchful eye on what is going on beneath them!

### Key Features:

- Application: Pathway
- Area: 200m<sup>2</sup>
- Base: Concrete
- Colour: 3mm Tuscan Terracotta, 3mm Bottle Green, 3mm Forest Green, 3mm Midnight
- Depth: 18mm
- Edges: Stones, Aluminium
- Installed: December 2017

# NATURAL AGGREGATES

## Natural Aggregate


Our most popular colour range providing natural aggregates that are functional and aesthetically pleasing.



Apollo



Barley Butter




Blue Granite



Bronze



Tuscan Barley Butter



Winter Pearl



Cappuccino



Chesnut



Milk Chocolate



Tuscan Terracotta



Norwegian Bronze



Norwegian Pearl



Sterling



Sterling Midnight



Golden Pearl



Midnight



British Racing Green



Golden Smoke



Jersey Butter



Harbour

# LUXURY CRUSHED MARBLE

## Crushed Aggregate

These marble colours are timeless, a truly beautiful material made of traditional marble aggregate.



Astro Peake



Buttermilk



Cocoa



Forest Green



Sterling Forest



Mulberry



Popcorn




Safari




Winter Frost



Sterling White



Alpine



Astro Dusk



Astro Verde

# LUXURY ROUNDED MARBLE

## Rounded Marble

The rounded marble exudes further elegance of the traditional crushed marbles available.



Astro Peake



Blush



Buttermilk



Diesel



Forest Green



Popcorn



Winter Frost

## FUSION®

### Fusion

These blends are just examples - we can fuse together colours of your choice, get in touch to make your bespoke 'Fusion' colour.



Lemon & Lime



Tuscan Butter Beach



Tutti Frutti



Buttermilk Sparkle

## INBOUND®

### Inbound

Specifically used for indoor flooring, available in an extensive selection of materials and virtually unlimited range of colours, contact us to discuss colour options.




Frozen



Galaxy



Latte



Platinum



Snowdrop

# SPECTRUM® RECYCLED GLASS RANGE

## Spectrum

A range of spectacular colours, made in-house from recycled glass and colour coated in many primary, glittery, pastel and pearlescent colours.



See something you like?  
Other colours available upon request at  
[www.sureset.co.uk](http://www.sureset.co.uk)

## GLITTER AND PEARLESCENT



Crushed Ice



Bronze Medal



Silver Medal



Gold Medal

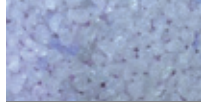
## PASTEL



Blueberry



Candyfloss



Lavender



Sherbert



Spearmint



Peach

## RECYCLED MATERIALS

### Recycled


Using either waste or by-products our recycled materials include crushed mirrors, 100% recycled glass, rubber and crushed shells.




FlexiSet Norwegian




FlexiSet Bronze



FlexiSet Winter



FlexiSet Midnight



FlexiSet Sterling




FlexiSet Barley Butter



Mirror



Shells



Bottle Glass





## APPLICATION INSIGHT TREE PITS

### Resin Bound Tree Pits

Tree pits are often an easy target for casually discarded litter, requiring disproportionate time and effort to keep these areas in pristine condition.

Our permeable resin bound tree pits need little maintenance, enhance the environment, eliminate the need for unsightly and costly metal grilles and are much less likely to be vandalised.

The unique resin bound structure maximises the voids between aggregate particles, allowing air flow and water penetration whilst remaining tough and durable yet with enough flexibility to allow for growth.

### SuDS Compliant

SureSet is fully SuDS compliant and therefore is often the first choice for Councils as a tree pit solution. Our permeable surfacing allows water to return to the natural water table. With issues surrounding flooding and pollution, a permeable surface is becoming essential.

### Non Harmful to Plants

All SureSet products cure as an inert material, meaning that they are environmentally friendly and of no danger to plants.

PH values will remain unchanged by SureSet and our tree surrounds can often act as a filter layer protecting the underlying soil from contaminants.

### Heat Reflective

SureSet can be heat reflective and its voided structure allows for the absorption and evaporation of moisture combating the Heat Island effect.

### The benefits of a SureSet resin bound tree pit include:

- Easy to maintain
- No loose stone
- Nowhere for rubbish to collect
- Reduces the opportunity for weeds to grow
- Covered by our 21 year guarantee when installed by SureSet, an Approved Installer or Global Partner.

We also offer a self install option with a Tree Pit TradePack® – providing sufficient quantity of aggregate and resin to install a 12m<sup>2</sup> area at a depth of 40mm.



Buy online at [www.suresetshop.com](http://www.suresetshop.com)



## CASE STUDY

The Matt Hampson Foundation was set up in December 2010 by Matt Hampson himself, this was set up to help people who have been injured in sport.

### Background

Matt Hampson (Hambo) himself was injured whilst training for the U21s Rugby. Hambo sustained several injuries and it paralysed him from the neck down and now wears a breathing tube. Hambo's injuries encouraged him to do something positive and decided to set up the 'Matt Hampson Foundation' to help more people like himself receive the aid and support they need. Over the past 9 years the foundation has truly grown, they have arranged many events to help raise money for this brilliant cause such as, dinners, dances, summer balls, walks and much more. They now have a Headquarters, The Get Busy Living Centre in Leicestershire, a building built especially for the foundation. Downstairs is a relaxed, social environment which is perfect for everyone to get together. Upstairs holds a gym and physiotherapy area perfect for all the clients to help with their rehabilitation.

### Solution

SureSet first heard about this foundation when one of our Approved Installers Elms Landscaping, came to us with an idea of using our resin bound paving on the patio area, which would host many BBQ's and other social gatherings the Get Busy Living Centre arrange throughout the year. They also wanted to incorporate the 'Get Busy Living' logo within the design – SureSet are renowned for their coloured glass that creates striking intricate logos and pattern work.

The areas required a large amount of preparation work, which Approved Installer Elms Landscaping completed prior to laying the resin bound paving. Elms Landscaping installed a base of Type 1 MOT

hardcore to achieve a communal BBQ shelter that was on one even level, making it accessible for all.

### Result

In late Spring Elms Landscaping confirmed they were at the final stage, of laying the 6mm Bronze resin bound material including the 'Get Busy Living' logo transformed using 3mm Traffic Red and Chalk White. The logo stencil (MDF) was laser cut to the precise requirements – it's the best way to get a crisp edge when recreating lettering.

The Chalk White section was completed prior to the site installation at SureSet HQ, on completion it was sent to the project by courier – this reduced any time restraints and ensured Elms Landscaping could complete the logo section efficiently. Once the preformed Chalk White section was in place the final part was to fill in the Traffic Red section using Spectrum DIY kits. As you can see from the image the final finish is stunning. The team at the Matt Hampson foundation are extremely happy and pleased with the outcome of the whole project. A huge congratulations to David and his team from Elms Landscaping for all their hard work and dedication to the project.

### Key Features:

- Application: Communal Courtyard & Logo
- Natural Aggregate: 6mm Bronze
- Spectrum glass: 3mm Traffic Red & Chalk White
- Area: 44m<sup>2</sup>
- Depth: 30mm
- Edges: Block sets
- Installed: May 2019



## APPLICATION INSIGHT

### FlexiSet

FlexiSet offers a rustic natural finish for any resin bound surface.

Made from 50% recycled rubber, 50% 6mm natural aggregate and our unique resin formula, FlexiSet delivers all the usual environmental benefits associated with SureSet.

The unpolished look and inherent flexibility of FlexiSet makes it ideal for:

- Woodland trails
- Jogging paths
- Pedestrian areas
- Cycle tracks
- Equestrian centres
- Drainage channels
- Golf courses
- Roof gardens
- Tree pits
- Boat decks.

#### Why choose FlexiSet?

- It's economical
- It's environmentally friendly
- It's lightweight

- It's flexible
- It's permeable

Suitable bases include concrete, asphalt, well-compacted stone and SureCell.

Made from shredded bus and truck tyres, the recycled rubber itself is black, but by adding natural aggregate to the mix we can bring colour to the surface.

See our full range of colours on our website.

**If you have a project you wish to self install you should consider using the following DIY and Trade Packs, DIY Kits or ProResin please visit our Online shop to browse these products at [www.suresetshop.com](http://www.suresetshop.com) or contact [trade@sureset.co.uk](mailto:trade@sureset.co.uk)**

*Please note that FlexiSet is suitable for pedestrian use only.*



## CASE STUDY

### MIA HOUSE

#### Background

The beautiful town of Knutsford is nestled between the stunning Welsh Mountains and the hills of the Peak District and is home to some well-known celebrities such as comedian Sarah Millican and footballer Peter Crouch. This affluent area attracts homeowners who wish to be within easy reach of the nearby cities, but it makes an ideal location to escape towards at the end of a busy day.

#### Solution

Our experienced Approved Installers Coatech were contacted in July 2018 with a cry for help from their clients after they had a negative experience with a failing inferior resin system which had previously been installed on their large driveway. The clients liked the principle of a Resin Bound Paving solution and its properties of a seamless, smooth, hardwearing finish but the inferior system had failed to leave them with a driveway which had cracked due to movement of an insufficient base and yellowing of the final surface as a result of the use of an inferior resin blend, the paving desperately needed to be replaced. These issues, of course, knocked their confidence in Resin Bound Paving in general and therefore reassurance along with Technical Advice and supporting evidence of longevity was on hand to appease their concerns.

#### Result

With a combination of SureSet's product, which comes with a 21-year guarantee, and with the extensive experience from the SureSet Approved Installer, Coatech, we successfully re-built the client's confidence in resin bound paving by providing a solution to the problem they were up against.

Installed by Coatech a fantastic 155m<sup>2</sup> of 6mm Barley Butter at an 18mm depth which complimented the surrounding railway sleepers, patio slab edging and vibrant green shrubs that perfectly provide a natural but effortlessly sleek finish to this contemporary country home.

The driveway at Mia House has ample space for multiple turning vehicles which the SureSet Resin Bound paving is designed to withstand. Each project specification is tailored to its own application to account for the expected traffic type. As a result of our experience, we confidently offer Technical advice, Installation and an enduring 21-year guarantee.

#### Key Features:

- Aggregate: 6mm Barley Butter
- Edging: Concrete
- Base: Asphalt
- Depth: 18 mm
- Area m<sup>2</sup> – 155



## APPLICATION INSIGHT

### StepRise

StepRise, is the answer to installing resin bound paving vertically to deliver a complete step solution.

The StepRise is available in three formats: standard, standard cut to size and custom. They are also available as Supply Only or Supply and Installation.

#### Standard StepRise

Size: 1200mm x 200mm x 12.5mm  
Mix type: General use  
Stone size: 3mm

#### Standard StepRise cut to size

Details as above but cut to your required size - a maximum two straight cuts with additional cuts available on request.

#### Custom StepRise

Size: Customised to your requirements (up to max 1200mm x 600mm x 12.5mm)  
Mix type: General use  
Stone size: 3mm

Our standard and custom StepRise are available in the following colour options:

- 3mm Natural Aggregate
- 3mm Crushed Aggregate
- 3mm Marble
- 3mm Spectrum®

#### Additional information:

The lead time for StepRise is approximately 2 - 3 weeks (depending on colour and amount ordered).

We also supply Step Nosing (1.2m), end caps and mastic tubes. SureSet StepRise is available in Supply Only and Supply and install options.

**If you have a project you wish to self install you should consider using the following DIY and Trade Packs, DIY Kits or ProResin please visit our Online shop to browse these products at [www.suresetshop.com](http://www.suresetshop.com) or contact [trade@sureset.co.uk](mailto:trade@sureset.co.uk)**



## CASE STUDY

### ORCHARD SQUARE

#### Background

Orchard Square, in the bustling social centre of the Gloucester Docks has just undergone a major upgrade with the aim of creating a piazza-style public space, including complete resurfacing, new lighting and timber benches to make the area a more comfortable and pleasant place for residents and visitors to enjoy.

The Orchard Square area of the docks, in front of the national waterways museum, is home to some of Gloucester's most popular events including the annual construction of an ice rink, a beach, a bustling Christmas markets, antiques markets and special one-off events like the creation of a 'Fan zone' during the rugby world cup.

Due to its popularity, the paved areas had slowly worn over time and required a new lease of life to withstand the growing visitors to Gloucester Quays.

#### Solution

Rowan Developments, known for their luxurious property developments were requested to tender for resin bound paving by the specifications given by the main landscape architects Gillespies.

The specified materials were discussed, and a bespoke Fusion blend of industrial tones were anticipated.

The once tired tarmac areas were fully restored to landowners desire in July 2018 the SureSet product was expected to consider all scenarios, taking into consideration the everyday traffic

expected on the area as well as the numerous special events that would take place.

#### Result

SureSet worked closely with the planners and together the designed colour blends really worked into the surrounding of warehouses and buildings – a perfect tribute to the industrial past of the Docks. The resin bound aggregates completely fit the brief with an industrial mixture of durable red, black and silver natural aggregate colours. The industrial railway tracks that dissect the square are a stand out feature and offer real character to the area, with the modern paving and century old tracks sitting perfectly side by side.

This project must be seen to be truly appreciated.

#### Key Features:

- Application: Pedestrian
- Area: 2600m<sup>2</sup>
- Base: Existing tarmac
- Colour: 6mm Harbour, 3mm Sterling
- Depth: 24mm
- Edges: Existing surfaces
- Installed: August 2018



## SELF INSTALL PRODUCTS

Whether you've worked with Resin Bonded Paving and want to broaden your skills set, wish to branch into Resin Bound or simply would like to Do It Yourself, there are various resin bound self-install options.

- 1. TradePack**, consists of the exact resin and aggregate blend required to cover the area in m<sup>2</sup> required but designed only to be used with a forced action mixer which are commonly used within the resin bound trade. We would recommend a Baron Mixer.
- 2. ProResin**, a 2-part resin only system, to use with your own aggregates to complete resin bound installations. We can suggest blends and suppliers if you are not confident in using your own. ProResin is our 2-part resin for use in forced action mixer by skilled and experienced tradesmen only; this ensures the consistent and even mix of resin and aggregate required to deliver a smooth, permeable surface giving the end user a superb finish using a high-quality product designed to last longer than the majority of alternative systems available.

**3. DIYPack** is a full pack which includes everything you need to complete an installation, including resin, aggregate, mixing tools and full instructions. The DIY packs come in a convenient size to install any of the below

- **Natural Aggregates driveways & pathways**
- **Spectrum recycled glass** design and colour work.
- **FlexiSet 50% recycled rubber** pathways.
- **Tree pit surrounds** and channels with high porosity rates.
- **SureCell** recycled plastic base alternative to tarmac or concrete.

- **All-in-one Patio** that includes SureCell base for patios, hot tub base, fire pit surrounds and more.
- 4. DIY Kit**, ideal for small areas or intricate paving projects, even if incorporating into a larger design, such as a house number or company logo, into larger pathways and driveways. No experience is required and without the need for expensive cutting or laying equipment our DIY Kits are easy to use and cover 0.5m<sup>2</sup> at 16mm depth in various colour ranges. They come complete with resin and aggregate and detailed instructions that guide you through preparation, mixing and laying.

- **Natural Aggregates**
- **Crushed Rocks**
- **Luxury Marbles**
- **Spectrum recycled glass**

You will also find **Vertical DIY Kits**, designed to improve the appearance of dwarf walls and step risers. **Tools** to complete the job. Small **PermaPlant Kits**, to be used around plant pots as well as resin bound **Permaslab**, a permeable paving slab cut manageable sizes, a new alternative to granite or sandstone paving slabs or blocks.

For more information on our **Training** course, **ProResin** or self-install packs, please visit our website [www.suresetshop.com](http://www.suresetshop.com) or **request our self-install brochure**.



## 21 YEAR GUARANTEE

SureSet is dedicated to providing the highest possible service with the highest quality product.

The design technology of our resin bound paving system gives us the confidence that, when installed in accordance with our quality standards, SureSet is a hard wearing durable surface which can withstand light pedestrian to vehicular access, easily coping with the stresses of power steering and heavy axle loads.

Our permeable resin bound paving installations are fully guaranteed for 21 years from the date of application against:

- Loose stone
- Cracking
- Oil damage
- UV degradation
- Colour change
- Frost damage
- Workmanship\*

\* **Workmanship** is covered by SureSet if the product was installed by our own teams, when installed by an Approved Installer or Global Partner the workmanship provided is covered directly by them.

The guarantee is conditional upon a suitable base being used, and the advice in the SureSet Aftercare and Maintenance Guide having been followed.

### Usage

SureSet surfaces are intended to be used by normal pedestrian or vehicular traffic for which they have been designed. Protection should be provided against abnormal usage.

### Routine Maintenance

Keep the SureSet surface regularly swept clean with a stiff broom and hose with clean water.

There is a full maintenance guide available to download from our website. SureSet also offer a professional cleaning service, please contact us to arrange this service.

### Washing

Washing can be carried out using a portable pressure washer to remove dirt, grime and moss.







## TESTIMONIALS

We thought you would like to know how the steps turned out. Easy to do, exactly as detailed in your paperwork. My steps face East and I am very pleased that despite the harsh winter weather they still look great and feel very good underfoot. One of the days during the freeze-up before Christmas when the road was ice bound there was no hint of any problems with adhesion of surface to steps.

**DIY Kit steps, South Belmont**

Totally professional service. I would not hesitate to use again.

**Nutbourne Construction Ltd**

Thanks for a good job, thanks to your fixers on site who were very helpful. SureSet did what it said on the tin and you were very professional.

**Oxford Road, Denham**

I would highly recommend SureSet. From my initial enquiry with the office staff through to the guys who undertook the final installation. All very professional which is hard to find these days.

**South Derbyshire District Council**

All the team at SureSet were very professional and helpful, we would definitely use SureSet again.

**The Grange, Wimbledon**

We have had it on our drive for 15 years, and it still looks good and performs very well.

**Homeowner, Peter Rendrick**

What comes through to me is a company that is determined to be of good and fair service with a real interest in the success of the customers project.

**TradePack Customer**

This is an excellent development, setting a very high standard for the accommodation of young people with autism and creating an outstanding environment for staff to provide their care.

**School Ofsted Inspector**

Your men are a credit to you, the work was finished to the highest of standards and the quality of the surface is first class, a credit to your company.

**Halley Primary School, Stepney**

We were very impressed with the finish. A very neat and tidy job giving a much better entrance to the front of the school.

**Nicola, Trainee QS/Contracts Administrator**

The Flight Area has had beautiful, bright, colourful pathways laid throughout, with leaf prints and animal foot prints incorporated into the design! We are delighted with the results and hope our visitors are too!

**The Butterfly Farm**



## CASE STUDY

### THE SANTO ANTÓNIO VILLAS IN LAGOS, PORTUGAL

#### Background

The Santo António Villas, Golf & Spa Resort (previously known as Parque da Floresta) is situated on the far West of the Algarve amongst hilly landscapes. The resort located near the historic town of Lagos, Portugal opened in 1987. It was designed by Pepe Gancedo who was one of Spain's most famous Architects and has no two holes the same which attracts golfers to return again and again.

#### Solution

No 18, Santo António Villas was the first installation for SureSet's newly appointed Global Partner; GO Diamond Services. Along with the support of Operations Director – Dan Heydon, Head of Global Sales & Marketing – Joni Withers and Installation Operative – Robson Lloyd from SureSet, the villa's pool surround, pathways and steps were transformed. The surface was originally installed using tiles, however these were unattractive and left puddling on the surface. GO Diamond Services were appointed to install resin bound paving to the rear of the villa to create a seamless beach effect which was aesthetically pleasing and assisted with the water drainage.

#### Result

This project included many different techniques which can be achieved using SureSet resin bound paving. The whole surface was first covered in primer and CRM (crack reduction

membrane) to provide additional support to the tiled base below. The surround of the pool was laid in 3mm Popcorn along with a frame created with aluminium edging and 3mm Bronze Medal, a flower design was also installed using the flexible aluminium edging and colours from the Spectrum Range.

The glitter used within some of the blends glistens in the sun giving the surfacing an extra feature. Step risers were completed in the UK and cut to size on site then installed with the nosings and treads. Access to the pool heater was laid using Winter Frost FlexiSet and the pathways surrounding the pool finish off the journey from indoors to out. Not only does the villa have smooth and foot friendly paving solution, but it now stands out from the neighbouring properties.

#### Key Features:

- Application: Pool surround, pathways, steps
- Area: 200m<sup>2</sup> in total
- Base: Tiles, concrete, CRM (crack reduction membrane)
- Colour: 3mm Popcorn, 3mm Bronze Medal, 3mm Winter Frost, 3mm Rose Petal, 3mm Titanium, 10mm Winter Frost FlexiSet.
- Depth: 12mm and 22mm
- Edges: Aluminium, stone
- Installed: March 2018

*For further information, to discuss a project or if you are interested in becoming a Global Partner  
Email the SureSet Global Sales Team at [globalsales@sureset.co.uk](mailto:globalsales@sureset.co.uk)*

## FREQUENTLY ASKED QUESTIONS

### **How much does a SureSet surface cost?**

Each project is priced individually depending on the location, size of area, application type and aggregate choice. Contact us with this information and we can provide a quotation for you.

### **Can heavy vehicles drive over SureSet?**

SureSet is suitable for use in car parks and access roads and can be driven on by lorries and maintenance vehicles.

### **Is the resin toxic?**

No. Once installed SureSet is an inert material.

### **How is it permeable?**

SureSet is carefully mixed to ensure each particle is well bound to its neighbour whilst allowing the maximum void space between them for drainage.

### **What depth is it normally laid at?**

The depth of SureSet will vary for each project, this depends on the type of application and the size of the aggregate used. Typically the depth of SureSet is approximately 18mm.

### **Can I lay it myself?**

DIY Kits and TradePack are available for smaller areas. We recommend using a SureSet Installation Team for larger projects.

### **How long does it take to cure?**

SureSet resin bound paving is suitable for use after six to eight hours for pedestrians and 12-16 hours for vehicles. For heavy vehicular use, we recommend 24 hours to ensure the surface is fully cured.

### **Is it easy to clean?**

Yes, SureSet is low maintenance. Regular sweeping and the occasional power washing is recommended to keep it looking fresh.

### **How long will it last?**

SureSet comes with a 21 Year Guarantee, however the resin technology suggests it will last in excess of 25 years.

### **Can I use the resin with aggregate I already have?**

In principle yes, although any aggregate would need to satisfy our minimum quality standard. If you would like to discuss this further, please contact us.